


Select DELUXE Voting Booth


Assembly Instructions



1 Open case and remove all legs




2 Assemble legs



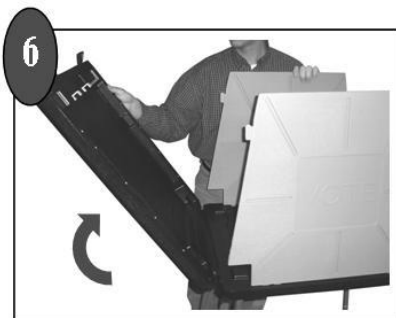
3 Close case and insert legs into all 4 sockets




4 Turn case over into standing position



5 Insert side panels by sliding tabs into slots on base.



6 Lift back of case into upright position



7 Insert tabs (side-panels) into slots by lifting back of case slightly.

Assembly is Complete